

QUIZ and Workshop with Latex package moodle.sty  
A. Chandrashekar  
MOOCS ICT Workshop on MOODLE dated 06/07/2021

How to use moodle.sty and overleaf for preparing question bank and a quiz in Moodle site (<https://courses.cutn.ac.in/>)?

1. Download the moodle.sty and sample.tex file that is received in email.
2. Create an account in overleaf.com and start a new project.
3. Delete the main.tex and upload the files downloaded to this project.
4. Add questions as in the sample.tex and compile the document. Comment out the unnecessary portion in the sample file by adding a % symbol at the beginning of the line.
5. Download the pdf and output-moodle.xml for uploading to courses.cutn.ac.in
6. Import the questions into a category and then create a quiz.

To set up quiz follow the following setup guides:

[https://docs.moodle.org/311/en/Quiz\\_settings](https://docs.moodle.org/311/en/Quiz_settings)

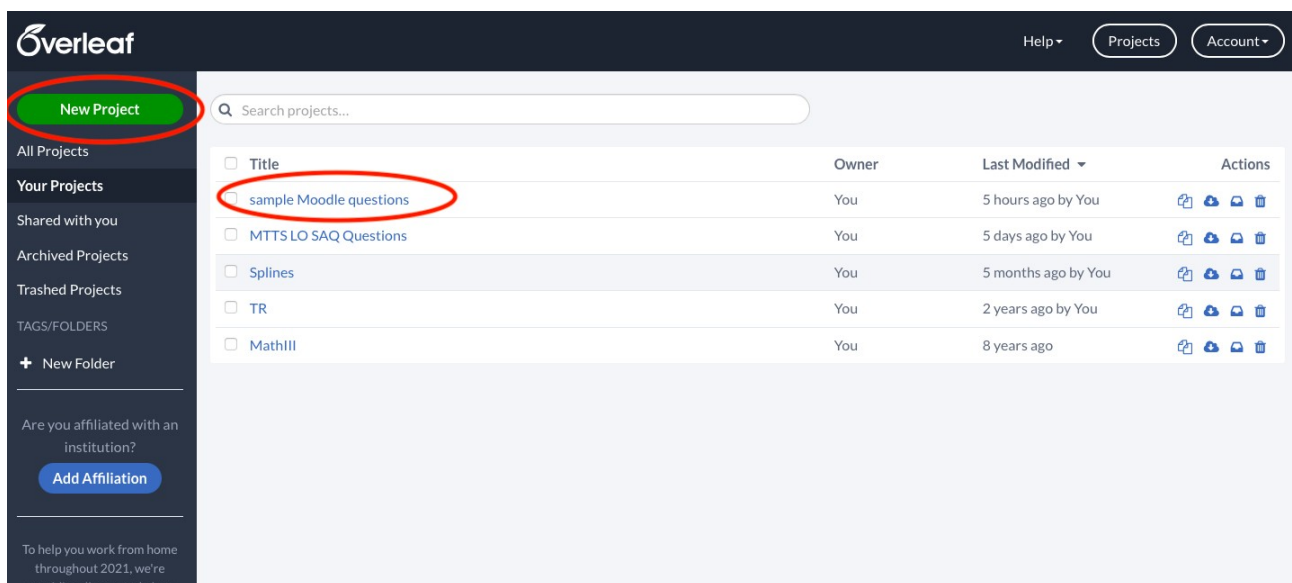
<https://teaching.unsw.edu.au/moodle-quiz>

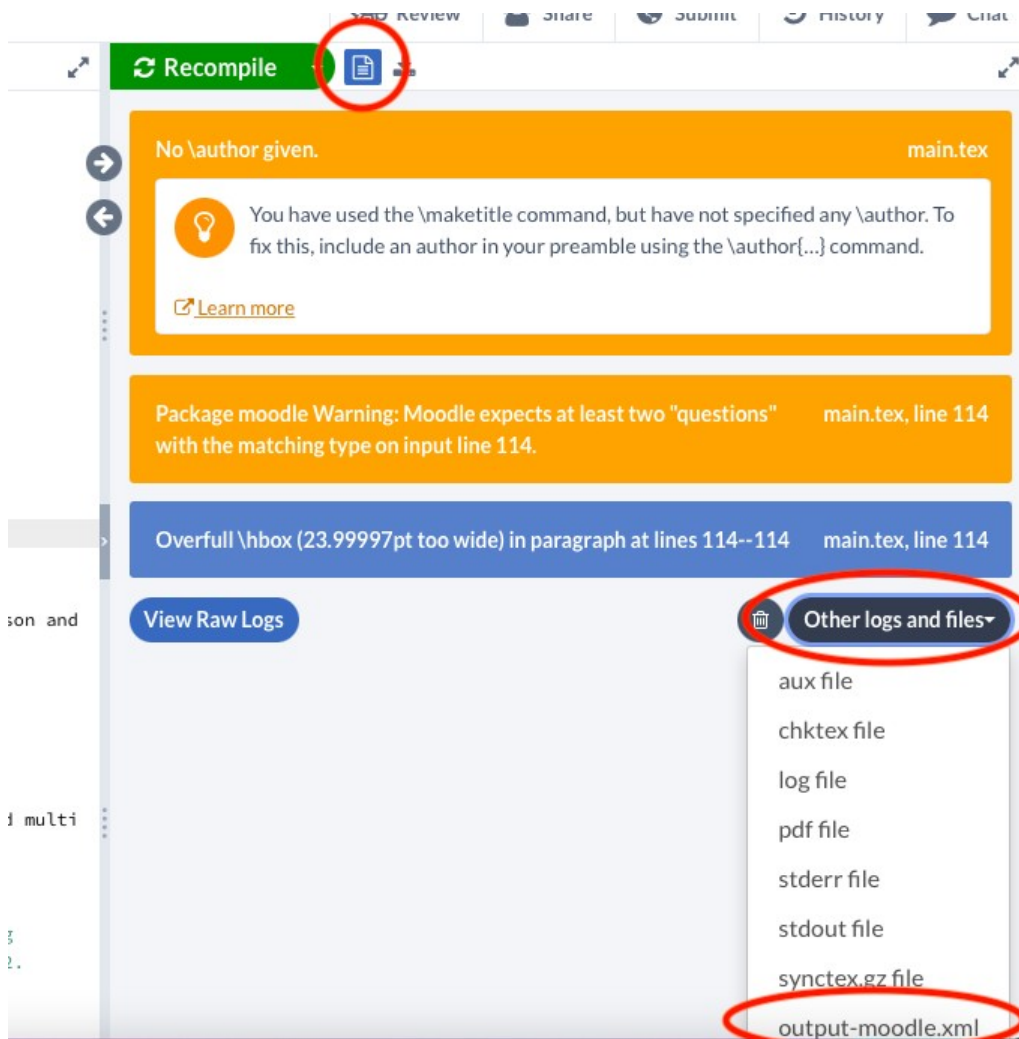
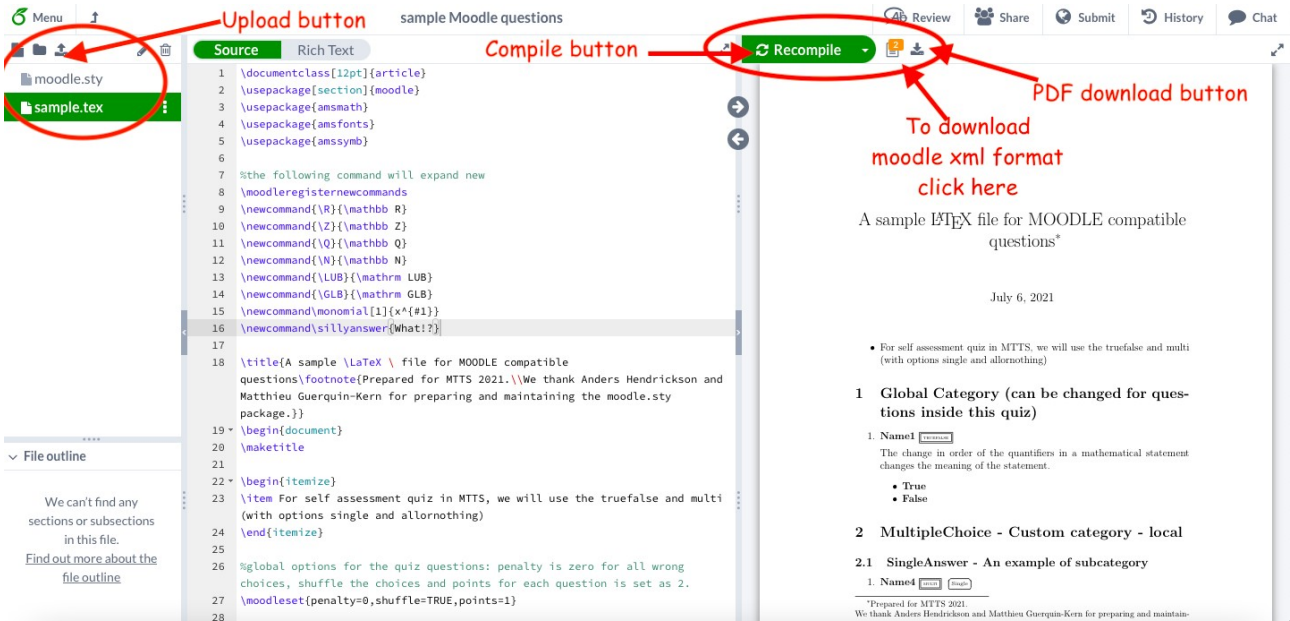
To set up a workshop activity in our moodle course follow the guides from below website.

[https://docs.moodle.org/311/en/Workshop\\_settings](https://docs.moodle.org/311/en/Workshop_settings)

<https://teaching.unsw.edu.au/moodle-unsw-workshop>

Some screenshots from overleaf is attached below:





TRY CREATING FEW QUESTIONS AND LET US KNOW IF YOU ARE SUCCESSFUL!